

# Selected Tunes from Primer Level A

in

# Free Piano Music!

at

[www.gmajormusictheory.org](http://www.gmajormusictheory.org)

systematically building students' concepts and skills



Courtesy of  
Gilbert DeBenedetti



## Table of Contents, with Concepts and Skills

1. Yankee Doodle	Review
2. London Bridge	Review
3. Five Fat Turkeys	Eighth notes, in pairs
4. Happy Birthday to You	Fermata
5. Va Pensiero	Review
6. There's a Hole in the Bucket	Review
7. La Bamba	Single eighth notes, harmonic intervals
8. The Chimes	Harmonic Intervals with 2 hands
9. Gray Squirrel	eighth notes in sets of 4



# 1. Yankee Doodle

Arr: Gilbert DeBenedetti

1 3

Yan-kee Doo-dle went to town A - rid-ing on a po - ny,

4 2

4

Stuck a fea-ther in his hat And called it Mac-a - ro - ni.

2 4 3

More sheet music at:  
[www.gmajormusictheory.org](http://www.gmajormusictheory.org)





## 2. London Bridge

Arr: Gilbert DeBenedetti

2

Lon-don Bridge is fall-ing down, Fall-ing down, Fall-ing down,

2 3 2

Detailed description: This system of musical notation is for the first part of the song. It consists of two staves: a treble clef staff and a bass clef staff. The treble staff contains a melody of quarter notes: G4, A4, B4, C5, B4, A4, G4. The bass staff contains a simple accompaniment of quarter notes: G2, G2, A2, B2, C3. The lyrics are placed between the staves. Above the first measure, there is a '2' indicating a finger number. Below the bass staff, there are fingerings: '2' under the second measure, '3' under the third measure, and '2' under the fourth measure.

2 2


Lon-don Bridge is fall - ing down, My fair la - dy.

2 3 2 4

Detailed description: This system of musical notation is for the second part of the song. It consists of two staves: a treble clef staff and a bass clef staff. The treble staff contains a melody of quarter notes: G4, A4, B4, C5, B4, A4, G4. The bass staff contains a simple accompaniment of quarter notes: G2, G2, A2, B2, C3. The lyrics are placed between the staves. Above the first measure, there is a '2' indicating a finger number. Above the third measure, there is a '2' indicating a finger number. Below the bass staff, there are fingerings: '2' under the second measure, '3' under the third measure, '2' under the fourth measure, and '4' under the fifth measure.

More *FREE* music at:  
[www.gmajormusictheory.org](http://www.gmajormusictheory.org)





### 3. Five Fat Turkeys Are We

Thankfully

Arr: Gilbert DeBenedetti

1

Five fat tur-keys are we, We slept all night in a tree, When the

4 4

1 5

cook came 'round we could-n't be found, So that's why we're here you see!

4



More *FREE* music at:  
[www.gmajormusictheory.org](http://www.gmajormusictheory.org)



## 4. Happy Birthday to You

**Festively!**

Patty and Mildred Hill  
Arr: Gilbert DeBenedetti

Musical notation for the first system of the song. It features a grand staff with a treble clef and a 3/4 time signature. The melody is written in the treble clef, and the bass line is in the bass clef. The lyrics are: "Happy birth - day to you, Hap-py birth - day to". There are fingerings (4, 2, 4) and a fermata (2) indicated below the notes.

Musical notation for the second system of the song. It features a grand staff with a treble clef and a 3/4 time signature. The melody is written in the treble clef, and the bass line is in the bass clef. The lyrics are: "you, Hap-py birth - day dear \_\_\_\_\_ Happy birth - day to you!". There are fingerings (5, 3, 1, 4, 2) and a fermata (4) indicated above the notes.

More *FREE* music at:  
[www.gmajormusictheory.org](http://www.gmajormusictheory.org)





Giuseppe Verdi  
 imagine: wildcatofkilkenny

# 5. Va, pensiero

dall' opera *Nabucco*

Giuseppe Verdi  
 Arr: Gilbert DeBenedetti

3 5 3

Va, pen - sie - ro, sul - l'a - li do -  
 O, mia pa - tria, sì bel - la e per -

4

2 4 3

ra - te; va, ti po - sa sui  
 du - ta! O, mem - bran -

4


5 4 2 3

cli - vi, sui col - li,  
 za, sì ca - ra e fa - tal!

2

Musica gratuita su:  
[www.gmajormusictheory.org](http://www.gmajormusictheory.org)

*Go, thought, on wings of gold;  
 go settle upon the slopes and the hills,  
 Oh, my country, so beautiful and lost!  
 Oh, remembrance, so dear and so fatal!*





# 6. There's a Hole in My Bucket

Arr: Gilbert DeBenedetti

1

There's a hole in my buck-et, dear Li - za, dear

4 3

Detailed description: This is the first system of musical notation for the song. It consists of a grand staff with a treble clef on top and a bass clef on the bottom. The time signature is 3/4. The melody is written in the treble clef, starting with a quarter note G4, followed by a quarter note A4, and then a quarter note B4. The lyrics 'There's a hole in my buck-et, dear Li - za, dear' are written below the treble staff. The bass staff contains a simple accompaniment of quarter notes. There are fingerings '4' and '3' written below the bass staff.

Li-za, There's a hole in my buck-et, dear Li - za, a hole.

3 4

Detailed description: This is the second system of musical notation. It continues the melody from the first system. The lyrics are 'Li-za, There's a hole in my buck-et, dear Li - za, a hole.' The bass staff continues with quarter notes. There are fingerings '3' and '4' written below the bass staff.

More sheet music at:  
[www.gmajormusictheory.org](http://www.gmajormusictheory.org)







# 7. La Bamba

Traditional Mexican  
Adapted: Ritchie Valley  
Arr: Gilbert DeBenedetti

4 3 1 1 4

Pa-ra bai-lar La Bam-ba Pa-ra bai-lar La

3 1 2 2 4

Bam-ba Se ne-ce-si-ta/un' po-ca de gra-cia.

2


3 1 3 1

Bam-ba, Bam-ba, Bam-ba, Bam-ba Bam-ba, Bam-ba, Hey!

3 2 3

Translation  
To dance The Bamba  
One needs a little grace

More sheet music at:  
[www.gmajormusictheory.org](http://www.gmajormusictheory.org)





## 8. The Chimes

Arr: Gilbert DeBenedetti

3 1 2 2

Hear the bells ring, Hear how they chime,

4

3 2

What news they bring, They tell the time.

2 1

One, Two, Three.

4

More *FREE* Music:  
[www.gmajormusictheory.org](http://www.gmajormusictheory.org)





# 9. Gray Squirrel

Arr: Gilbert DeBenedetti

1 3 2

Gray Squirrel, Gray Squirrel Swish your bush-y tail.

4 2

Detailed description: This system contains the first two measures of the piece. The first measure has a treble clef, a 4/4 time signature, and a key signature of one sharp (F#). It features a quarter note G4, a quarter rest, a quarter note A4, and a quarter note G4. The second measure has a treble clef, a 4/4 time signature, and a key signature of one sharp (F#). It features a quarter note G4, a quarter note A4, a quarter note B4, and a quarter note A4. The bass line consists of a quarter note G2, a quarter rest, a quarter note G2, and a quarter note G2. Fingerings 1, 3, and 2 are indicated above the first three notes of the treble staff. The number 4 is written below the first measure, and the number 2 is written below the second measure.

3 2

Gray Squirrel, Gray Squirrel Swish your bush - y tail.

4 2

Detailed description: This system contains the next two measures. The first measure has a treble clef, a 4/4 time signature, and a key signature of one sharp (F#). It features a quarter note G4, a quarter rest, a quarter note A4, and a quarter note G4. The second measure has a treble clef, a 4/4 time signature, and a key signature of one sharp (F#). It features a quarter note G4, a quarter note A4, a quarter note B4, and a quarter note A4. The bass line consists of a quarter note G2, a quarter rest, a quarter note G2, and a quarter note G2. Fingerings 3 and 2 are indicated above the first two notes of the treble staff. The number 4 is written below the first measure, and the number 2 is written below the second measure.

3 5 2 4

Wrin-kle up your fun - ny nose. Put a nut be - tween your toes.

Detailed description: This system contains the next two measures. The first measure has a treble clef, a 4/4 time signature, and a key signature of one sharp (F#). It features a quarter note G4, a quarter note A4, a quarter note B4, a quarter note A4, a quarter note G4, a quarter note F#4, and a quarter note G4. The second measure has a treble clef, a 4/4 time signature, and a key signature of one sharp (F#). It features a quarter note G4, a quarter note A4, a quarter note B4, a quarter note A4, a quarter note G4, a quarter note F#4, and a quarter note G4. The bass line is empty. Fingerings 3, 5, 2, and 4 are indicated above the first four notes of the treble staff.

3

Gray Squirrel, Gray Squirrel Swish your bush - y tail.

4

Detailed description: This system contains the final two measures. The first measure has a treble clef, a 4/4 time signature, and a key signature of one sharp (F#). It features a quarter note G4, a quarter rest, a quarter note A4, and a quarter note G4. The second measure has a treble clef, a 4/4 time signature, and a key signature of one sharp (F#). It features a quarter note G4, a quarter note A4, a quarter note B4, and a quarter note A4. The bass line consists of a quarter note G2, a quarter rest, a quarter note G2, and a quarter note G2. A fingering of 3 is indicated above the first note of the treble staff. The number 4 is written below the first measure.